
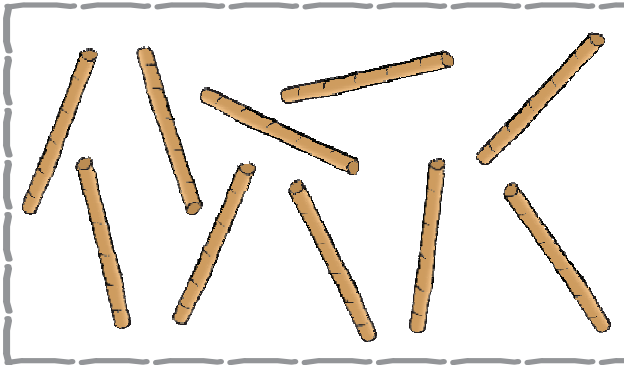





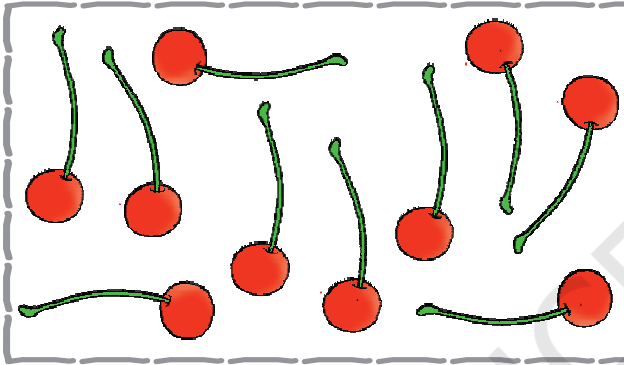
दस से बीस तक की संख्याएँ



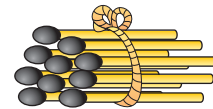
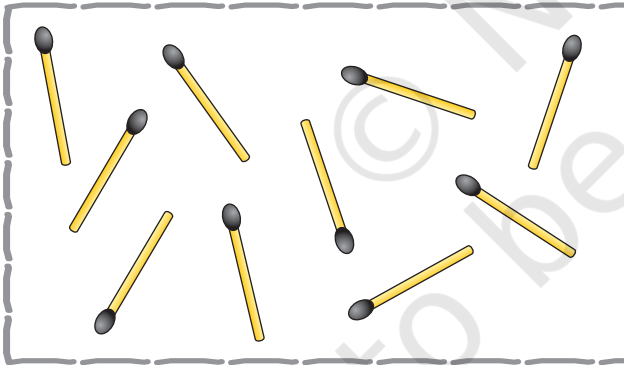
0120CH05





दस का एक बंडल




दस का एक बंडल



दस का एक बंडल



दस का एक बंडल



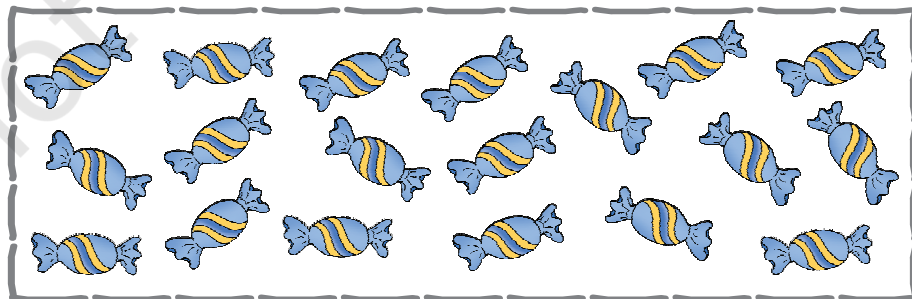




शिक्षकों के लिए

दस से बीस की समझ विकसित करने के लिए पृष्ठ संख्या 143 देखें।

2022-23





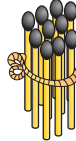
10 का समूह बनाइए।



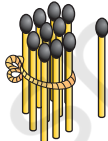




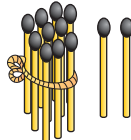




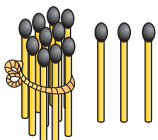
दस से बीस तक की संख्याएँ


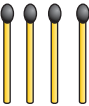
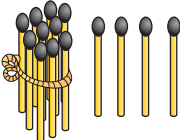
रिक्त स्थानों में भरिए।

 +  =  $9 + 1 = 10$

 +  =  $10 + 1 = \text{○}$

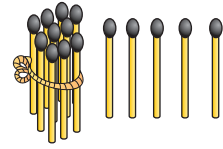
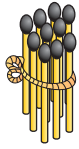
 +  =  $10 + 2 = 12$

 +  =  $10 + 3 = \text{○}$

 +  =  $10 + 4 = 14$



रिक्त स्थानों में भरिए।



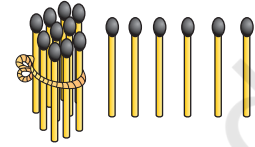
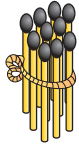
10

+

5

=

15



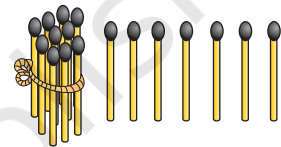
10

+

6

=

○



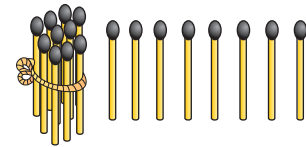
10

+

7

=

17



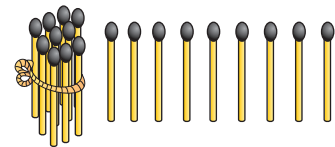
10

+

8

=

○



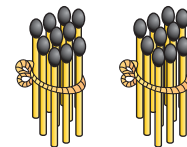
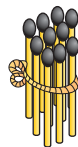
10

+

9

=

19



10

+

10

=

20

10 का समूह बनाइए और संख्याएँ लिखिए।

13

दहाई	इकाइयाँ
1	3

दहाई	इकाइयाँ


दहाई	इकाइयाँ

दहाई	इकाइयाँ

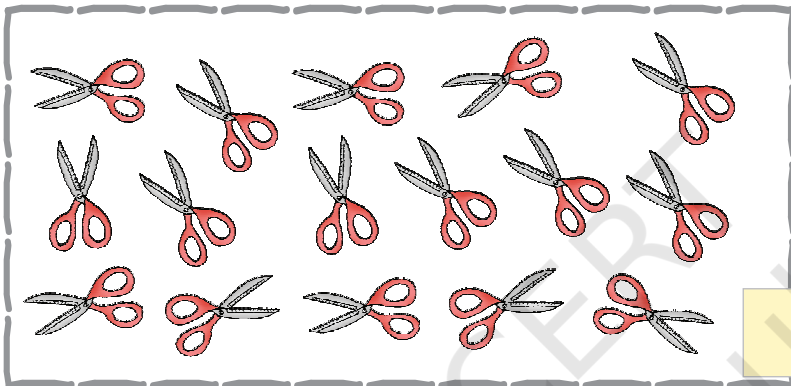





10 का समूह बनाइए।



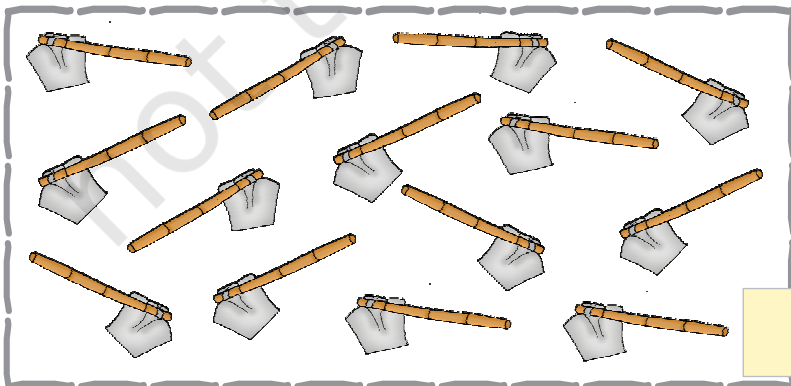
दहाई	इकाइयाँ



दहाई	इकाइयाँ

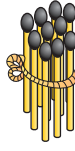


दहाई	इकाइयाँ



दहाई	इकाइयाँ

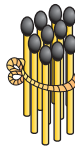
 तालिका पूरी करना



= 10

1 दहाई

10	10			



= 11

1 दहाई



1 इकाई

11	11			



= 12

1 दहाई



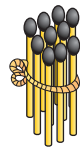
2 इकाइयाँ

12	12			





तालिका पूरी करना



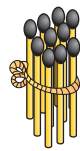
1 दहाई



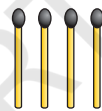
3 इकाइयाँ

= 13

13	13			



1 दहाई




4 इकाइयाँ

= 14

14	14			



1 दहाई



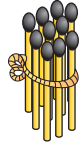
5 इकाइयाँ

= 15

15	15			



तालिका पूरी करना



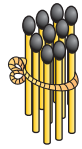
1 दहाई



= 16

6 इकाइयाँ

16	16			



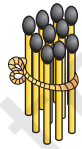
1 दहाई



= 17

7 इकाइयाँ

17	17			



1 दहाई



= 18

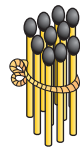
8 इकाइयाँ

18	18			






तालिका पूरी करना



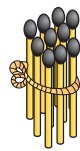
1 दहाई



9 इकाइयाँ

= 19

19	19			



1 दहाई



1 दहाई



= 20



2 दहाइयाँ


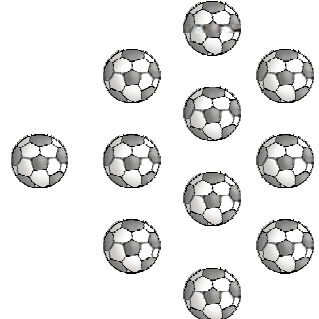
20	20			





अधिक वस्तुओं वाले समूह पर (✓) निशान लगाइए।

	
<input type="checkbox"/>	<input type="checkbox"/>

	
<input type="checkbox"/>	<input type="checkbox"/>

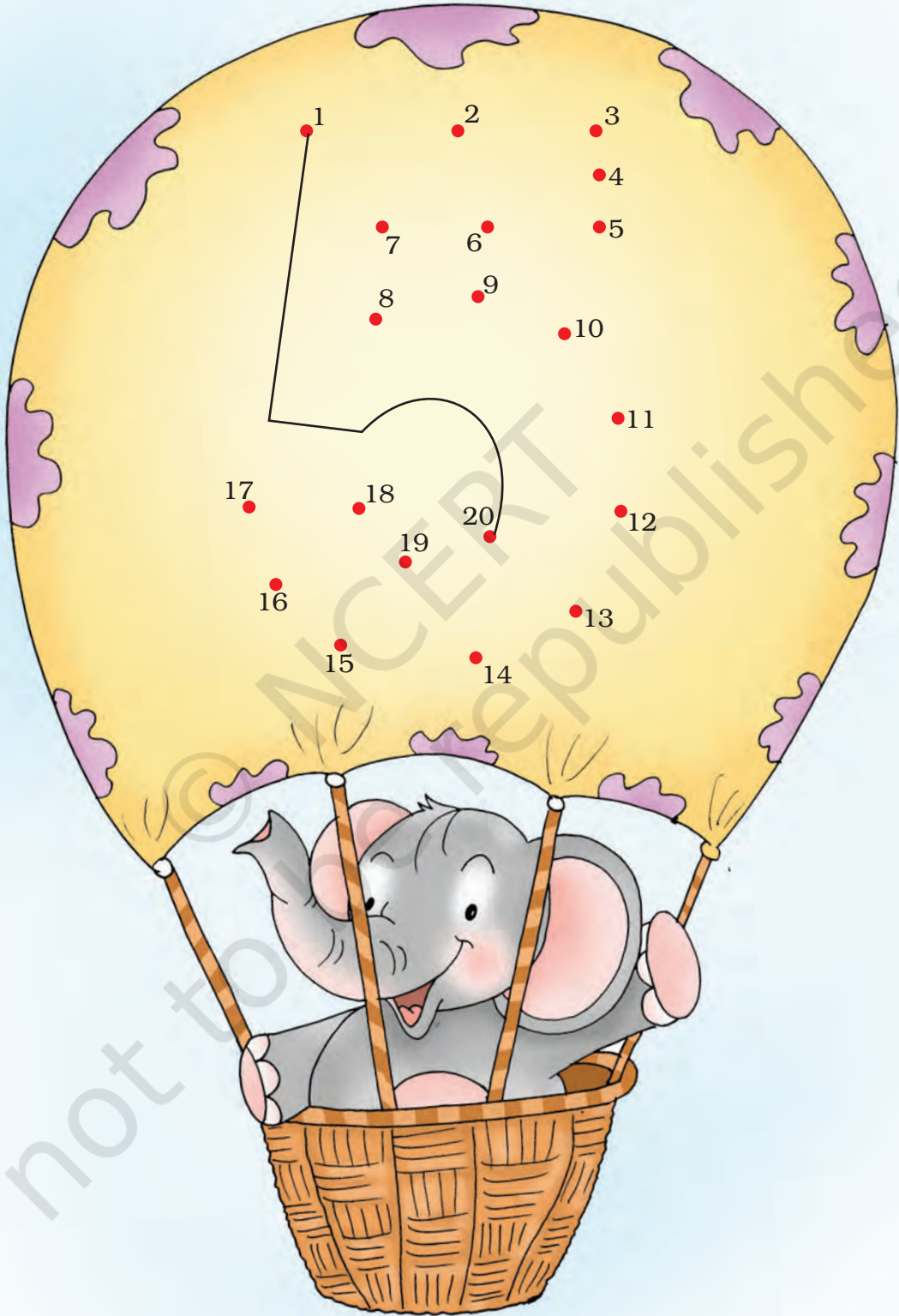
	
<input type="checkbox"/>	<input type="checkbox"/>

	
<input type="checkbox"/>	<input type="checkbox"/>








क्रम से मिलाइए।



छूटी हुई संख्याएँ लिखिए।



18 के बाद क्या आता है?



14 के बाद क्या आता है?



16 से पहले क्या आता है?



9 से पहले तथा 9 के बाद की संख्याएँ लिखिए।



18 से पहले तथा 18 के बाद की संख्याएँ लिखिए।



10 से पहले तथा 10 के बाद की संख्याएँ लिखिए।





बड़ी संख्या पर घेरा बनाइए।

11 13

13 15

18 8

12 8

17 7

11 10

16 6

1 11

9 19



छोटी संख्या पर घेरा बनाइए।

20 10

6 4

10 12

11 9

5 15

12 2

16 17

9 10

15 13

सबसे बड़ी संख्याओं पर घेरा बनाइए।





सबसे छोटी संख्याओं पर घेरा बनाइए।








जोड़िए





$4 + 5 =$ 


$0 + 3 =$ 

$5 + 2 =$ 

$6 + 2 =$ 

$$\begin{array}{r} 6 \\ + 2 \\ \hline \end{array}$$


$$\begin{array}{r} 0 \\ + 5 \\ \hline \end{array}$$


$$\begin{array}{r} 1 \\ + 7 \\ \hline \end{array}$$


$\begin{array}{r} 8 \\ + 6 \\ \hline 14 \end{array}$	
$\begin{array}{r} 12 \\ + 5 \\ \hline 17 \end{array}$	

$8 + 7 =$

$11 + 5 =$

$9 + 9 =$

$4 + 12 =$

$8 + 5 =$

$13 + 5 =$

$6 + 7 =$

$0 + 14 =$

$$\begin{array}{r} 5 \\ + 9 \\ \hline \end{array}$$


$$\begin{array}{r} 7 \\ + 8 \\ \hline \end{array}$$

$$\begin{array}{r} 5 \\ + 5 \\ \hline \end{array}$$

$$\begin{array}{r} 12 \\ + 7 \\ \hline \end{array}$$


1. राहुल के पास 8 पेंसिलें हैं। सोनू के पास 7 पेंसिलें हैं। उन दोनों के पास कुल कितनी पेंसिलें हैं?
2. फरीदा ने 4 सेब तोड़े। सीता ने 6 सेब तोड़े। दोनों ने सेबों को एक साथ मिला दिया। अब कुल कितने सेब हुए?






घटाइए


$7 - 4 =$




$9 - 8 =$





$2 - 2 =$





$6 - 2 =$




$$\begin{array}{r} 8 \\ - 4 \\ \hline \end{array}$$



$$\begin{array}{r} 6 \\ - 5 \\ \hline \end{array}$$


$$\begin{array}{r} 4 \\ - 0 \\ \hline \end{array}$$



$$\begin{array}{r} 17 \\ - 5 \\ \hline \end{array}$$





$15 - 4 =$




$17 - 2 =$




$19 - 7 =$




$12 - 1 =$




$18 - 8 =$




$14 - 3 =$




$17 - 5 =$




$12 - 4 =$



$11 - 1 =$



$13 - 0 =$



$$\begin{array}{r} 17 \\ - 4 \\ \hline \end{array}$$

$$\begin{array}{r} 18 \\ - 3 \\ \hline \end{array}$$

$$\begin{array}{r} 15 \\ - 5 \\ \hline \end{array}$$

$$\begin{array}{r} 19 \\ - 8 \\ \hline \end{array}$$

$$\begin{array}{r} 14 \\ - 4 \\ \hline \end{array}$$

$$\begin{array}{r} 13 \\ - 6 \\ \hline \end{array}$$


1. सोहन की माताजी बाजार से 9 केले लाईं। उन्होंने 4 केले सोहन को दे दिए। उनके पास कितने केले शेष रह गए?

2. रहीम के पास 8 फूल थे। उसने 3 फूलों को फूलदान में रख दिया। उसके पास कितने फूल शेष रहे?




जोड़ का अभ्यास करना।


$3 + 7 =$




$7 + 6 =$




$5 + 8 =$




$9 + 2 =$




$6 + 8 =$




$8 + 7 =$



$9 + 9 =$



$4 + 8 =$




घटाव का अभ्यास करना।


$13 - 7 =$




$16 - 6 =$




$15 - 3 =$




$12 - 0 =$




$19 - 6 =$



$14 - 3 =$



$17 - 4 =$



$18 - 7 =$

