
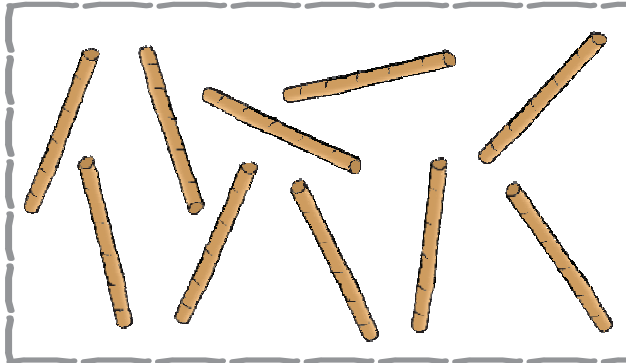





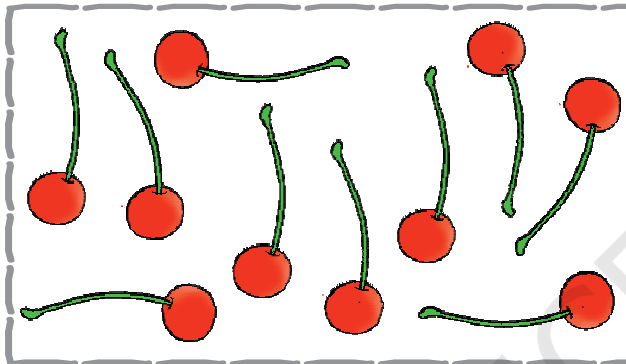
Numbers from Ten to Twenty



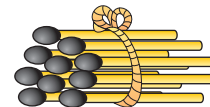
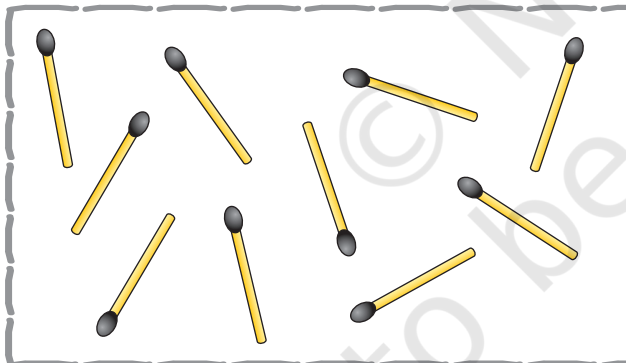

0119CH05





a bundle of TEN



a bundle of TEN



a bundle of TEN



a bundle of TEN

Teachers Note

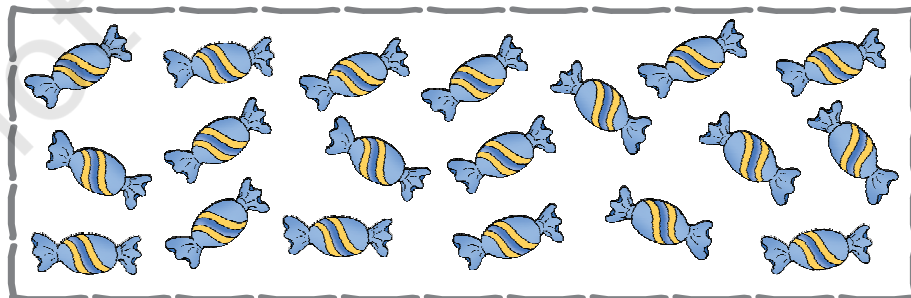




Refer to page no. 142 to develop understanding of numbers from 10 to 20.

2022-23







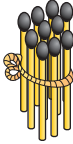
Make a group of 10.







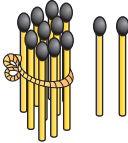




Counting from 10 to 20



Fill in the blanks.

 +  =  10

 +  =

 +  =  12

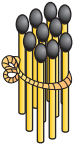

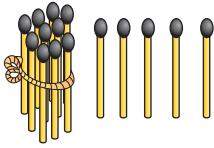
 +  =

 +  = 14

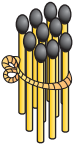

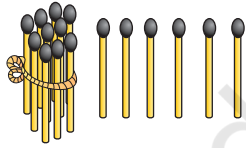




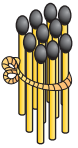
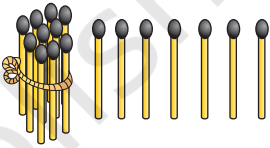
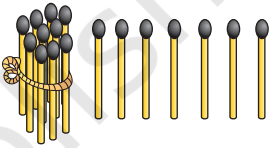
Fill in the blanks.

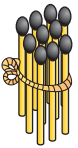

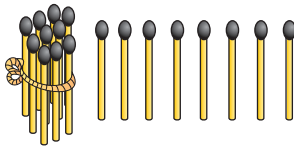
10 + 5 = 15

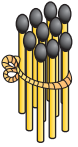

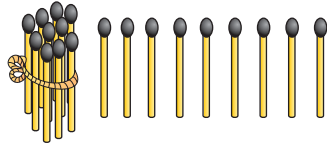
10 + 6 =

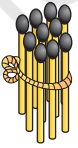
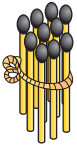
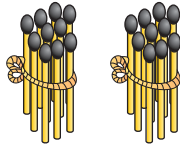
10 + 7 = 17

10 + 8 =

10 + 9 = 19

10 + 10 = 20

Make a group of 10 and write numbers.

13

Ten	Ones
1	3

Ten	Ones


Ten	Ones

Ten	Ones

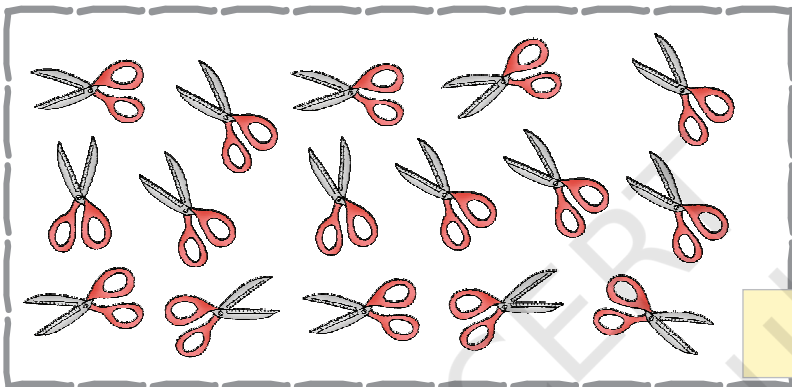





Make a group of 10.



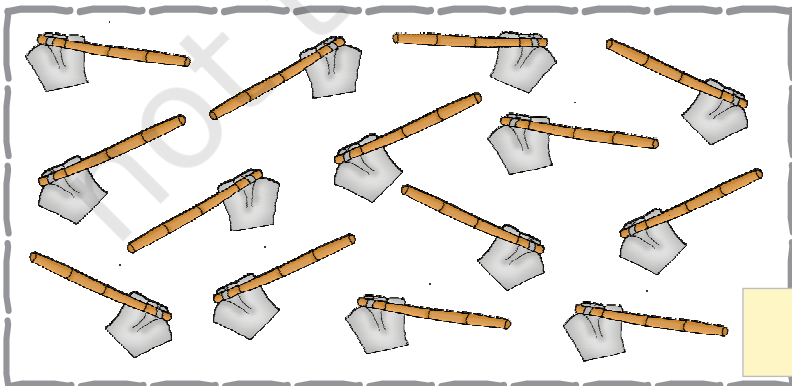
Ten	Ones



Ten	Ones



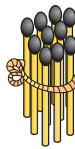
Ten	Ones



Ten	Ones



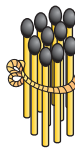
Complete the table



$= 10$

1 ten

10	10			




$= 11$

1 ten

1 one

11	11			



$= 12$

1 ten

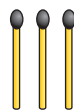
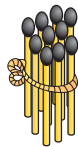
2 ones

12	12			





Complete the table

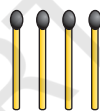
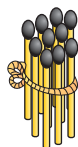


$= 13$

1 ten

3 ones

13	13			

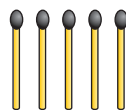


$= 14$

1 ten

4 ones

14	14			



$= 15$

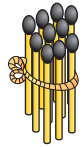
1 ten

5 ones

15	15			



Complete the table



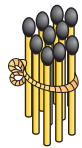
1 ten



6 ones

= 16

16	16			



1 ten



7 ones

= 17

17	17			



1 ten



8 ones

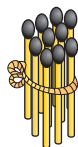
= 18

18	18			






Complete the table



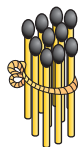
1 ten



9 ones

= 19

19	19			



1 ten



1 ten



= 20



2 tens

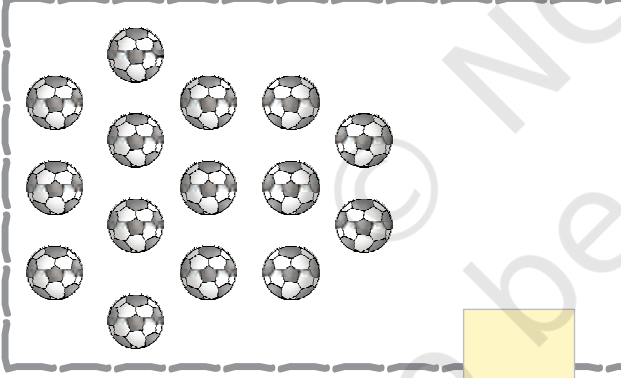
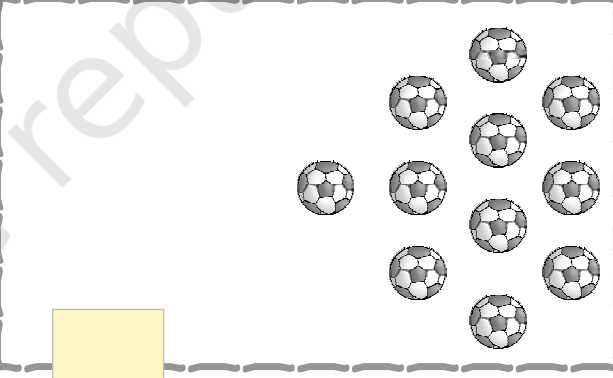
20	20			





Tick(✓) the group with more objects.

	
<input type="checkbox"/>	<input type="checkbox"/>

	
<input type="checkbox"/>	<input type="checkbox"/>

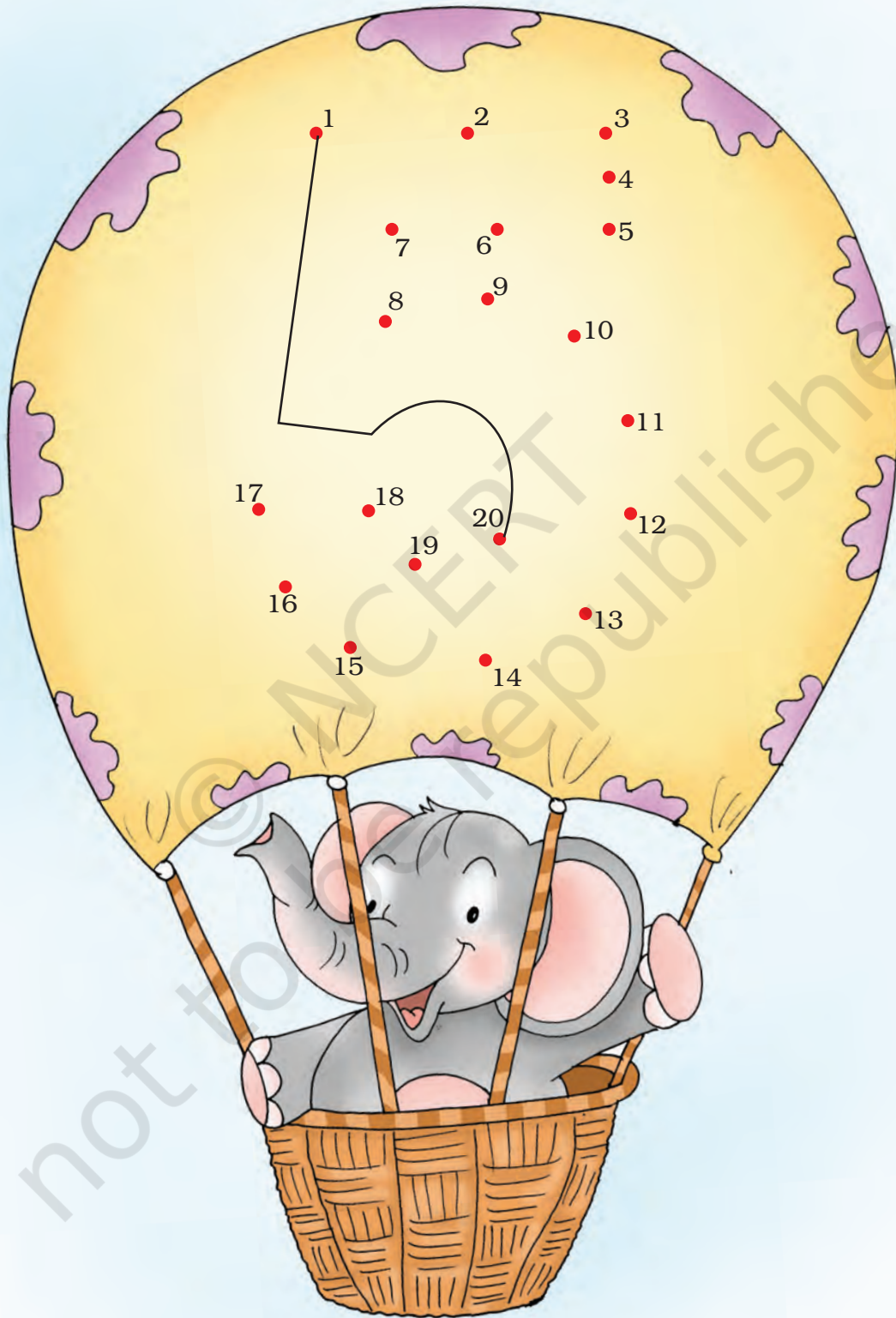
	
<input type="checkbox"/>	<input type="checkbox"/>

	
<input type="checkbox"/>	<input type="checkbox"/>





Join in order.





Circle the **bigger** number.

11

13

13

15

18

8

12

8

17

7

11

10

16

6

1

11

9

19



Circle the **smaller** number.

20

10

6

4

10

12

11

9

5

15

12

2

16

17

9

10

15

13

Circle the **biggest** number.

13 3 9

12 15 20

10 5 12

11 12 13

19 18 17

13 16 14

Circle the **smallest** number.

7 2 4

14 16 12

15 7 20

19 8 9


1 10 20

16 15 14







Addition




$4 + 5 =$




$0 + 3 =$





$5 + 2 =$




$6 + 2 =$




$$\begin{array}{r} 6 \\ + 2 \\ \hline \end{array}$$


$$\begin{array}{r} 0 \\ + 5 \\ \hline \end{array}$$



$$\begin{array}{r} 1 \\ + 7 \\ \hline \end{array}$$


$\begin{array}{r} 8 \\ + 6 \\ \hline 14 \end{array}$		$\begin{array}{r} 12 \\ + 5 \\ \hline 17 \end{array}$	
------------------------------------------------------	--	-------------------------------------------------------	--


$8 + 7 =$



$11 + 5 =$




$9 + 9 =$




$4 + 12 =$




$8 + 5 =$




$13 + 5 =$



$6 + 7 =$



$0 + 14 =$



$$\begin{array}{r} 5 \\ + 9 \\ \hline \square \end{array}$$

$$\begin{array}{r} 7 \\ + 8 \\ \hline \square \end{array}$$


$$\begin{array}{r} 5 \\ + 5 \\ \hline \square \end{array}$$

$$\begin{array}{r} 12 \\ + 7 \\ \hline \square \end{array}$$

1. Rahul has 8 pencils. Sonu has 7 pencils.
How many pencils do they have altogether?


2. Farida plucked 4 apples. Sita plucked 6 apples.
Both put them together. How many apples are there now?






Subtraction


$7 - 4 =$




$9 - 8 =$





$2 - 2 =$




$6 - 2 =$



$$\begin{array}{r} 8 \\ - 4 \\ \hline \end{array}$$



$$\begin{array}{r} 6 \\ - 5 \\ \hline \end{array}$$


$$\begin{array}{r} 4 \\ - 0 \\ \hline \end{array}$$



$$\begin{array}{r} 17 \\ - 5 \\ \hline 12 \end{array}$$




$15 - 4 =$




$17 - 2 =$




$19 - 7 =$




$12 - 1 =$




$18 - 8 =$




$14 - 3 =$




$17 - 5 =$




$12 - 4 =$





$11 - 1 =$





$13 - 0 =$





$$\begin{array}{r} 17 \\ - 4 \\ \hline \end{array}$$


$$\begin{array}{r} 18 \\ - 3 \\ \hline \end{array}$$


$$\begin{array}{r} 15 \\ - 5 \\ \hline \end{array}$$


$$\begin{array}{r} 19 \\ - 8 \\ \hline \end{array}$$


$$\begin{array}{r} 14 \\ - 4 \\ \hline \end{array}$$


$$\begin{array}{r} 13 \\ - 6 \\ \hline \end{array}$$


1. Sohan's mother brought 9 bananas from the market. She gave 4 bananas to Sohan. How many bananas was she left with?


2. Rahim had 8 flowers. He put three flowers in a vase. How many flowers was he left with?






Addition practice.


$3 + 7 =$




$7 + 6 =$




$5 + 8 =$




$9 + 2 =$




$6 + 8 =$




$8 + 7 =$



$9 + 9 =$




$4 + 8 =$




Subtraction practice.


$13 - 7 =$




$16 - 6 =$




$15 - 3 =$




$12 - 0 =$




$19 - 6 =$



$14 - 3 =$



$17 - 4 =$



$18 - 7 =$

